

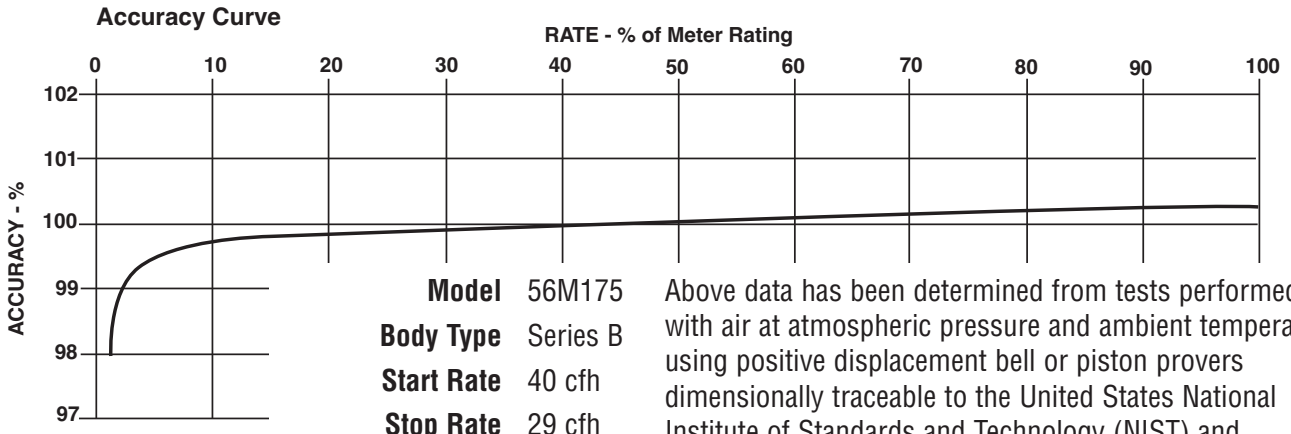
SERIES B3: 56M175 ROOTS® Meter

	UNITS	Imperial	UNITS	Metric
Temperature Range	deg. F	-40 to +140	deg. C	-40 to +60
Base Rating (Q Max.)	acfh	56000	m ³ /h	1585
Max. Operating Pressure (MAOP)	psig	175	kPa	1200
Leak Test (125% MAOP)	psig	219	kPa	1510
Static Test (2 x MAOP)	psig	350	kPa	2400
Rangeability +/- 1%	ratio	53:1	ratio	53:1
Rangeability +/- 2%	ratio	109:1	ratio	109:1
Start Rate	cfh	40	m ³ /h	1,1327
Stop Rate	cfh	29	m ³ /h	0,8212
Flow Rate @ 0.5" w.c., Gas	cfh	23000	m ³ /h	651,3
Avg. Differential, 100% Flow	in. w.c.	2.2	mbar	5.5
Max. Pressurization Rate	psig/sec	5	kPa/sec	35
Max. Operating Speed	rpm	1344	rpm	1344
Gear Ratio	ratio	144:1	ratio	508,3120:1
Displaced Volume/Revolution	cf	0.69444	m ³	0,019664
Drive Rate, CD	cf/rev	100	m ³ /rev	10
Min. Odometer Reading	cf	2.0	m ³	0,02
Odometer Turnover	yrs.	2.0	yrs.	7,3
Nominal Pipe Size	in.	8	mm	200
Flange-to-Flange	in.	21	mm	533,4
Flange Connection	ANSI	150#FF	ANSI	150#FF
Bolts per Flange	qty.	8	qty.	8
Bolt Size ¹	in.	3/4 - 10	in.	3/4 - 10
Flange Bolt Hole Depth	in.	1-5/8	mm	41,2
Bolt Torque: Lubricated/Non-Lub.	ft.-lb.	80	N-m	108
Restricting Orifice (120%)	in.	2-1/4	mm	57,150
Oil Capacity - Side Inlet	oz.	40.2	ml	1189
Oil Capacity - Top Inlet	oz.	154	ml	4554
Counter Version (CTR) ²				
Net Weight	lbs.	284	kg	128,8
Shipping Weight	lbs.	314	kg	142,4
Carton Size	in.	54 x 24 x 32	cm	137 x 61 x 81
Counter with Instrument Drive (CD) ²				
Net Weight	lbs.	287	kg	130,2
Shipping Weight	lbs.	317	kg	143,8
Carton Size	in.	54 x 24 x 32	cm	137 x 61 x 81

NOTES:

¹ Bolt Length varies by application.

² Weights and dimensions available for CPS upon request.



Model 56M175 Above data has been determined from tests performed with air at atmospheric pressure and ambient temperature, using positive displacement bell or piston provers dimensionally traceable to the United States National Institute of Standards and Technology (NIST) and traceable to NMI - Netherlands Measurements Institute for volumetric flow rate.

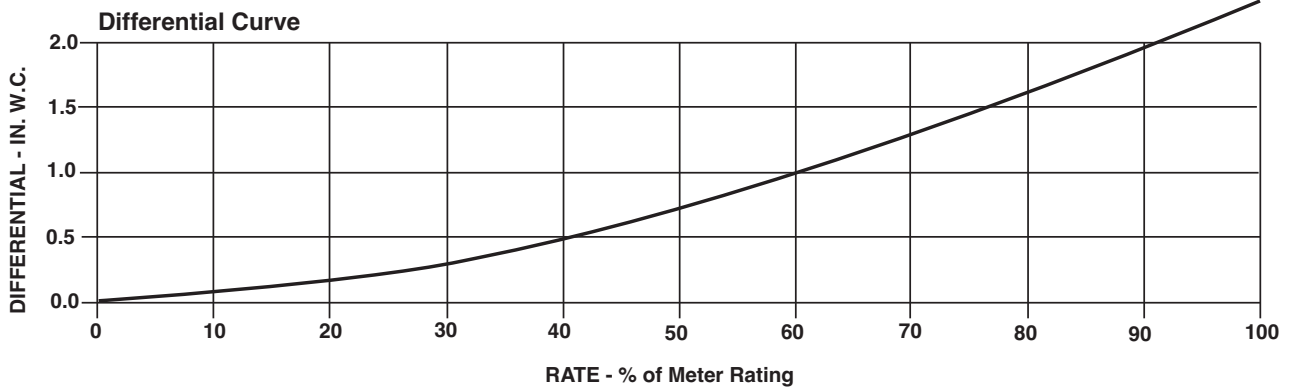
Body Type Series B

Start Rate 40 cfh

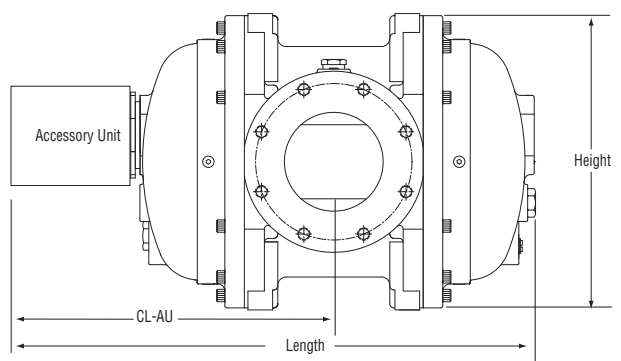
Stop Rate 29 cfh

Rangeability $\pm 1\%$ 53:1

Rangeability $\pm 2\%$ 109:1



56M175 Series B3	Overall Length		Overall Height		Width (Flange/Flange)		Centerline to Accessory End (CL-AU)		Request Detailed Drawing Number
	inches	mm	inches	mm	inches	mm	inches	mm	
CTR	38-1/32	966	18	457	21	533	21-11/32	418	D054750-001
CD	42-1/2	1080	18	457	21	533	25-17/32	649	D054433-001
ICPW/ITPW/ICEX	39-19/32	1006	18	457	21	533	23-1/16	586	D057701-000
IMC/W2	42-13/32	1007	18	457	21	533	25-23/32	653	D057732-000



To order

Specify: Meter Series, Size and Type (i.e., ROOTS Meter Series B3 56M175 CD).

For CD, specify Inlet (Top or Side) and ID Rotation (CW-B or CCW-A).

For Pulsar, specify Single or Dual Connectors and Connector Type (MS Circular, Conduit or Cable Gland).

For more specific ordering information on the electronic products, request: TS:SSP or TS: IMCW2.

Contact the factory for other available information, options, or special requests.

Roots Meters & Instruments
Dresser, Inc.
 16240 Port Northwest Drive
 Houston, Texas 77041-2645 USA
 Inside US Ph: 800.521.1114 Fax: 800.335.5224
 Outside US Ph: 832.590.2303 Fax: 832.590.2494



www.dresser.com