



ROOTS® Meters & Instruments

DATA SHEET

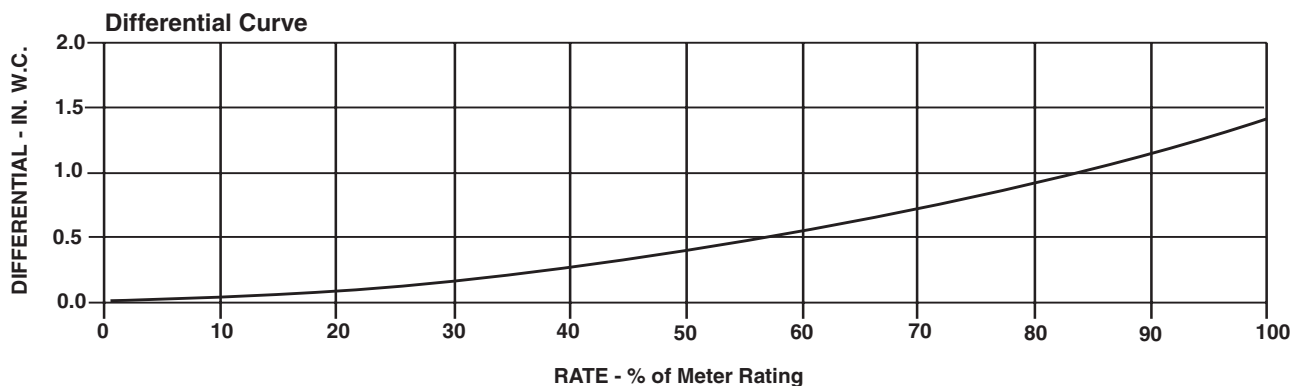
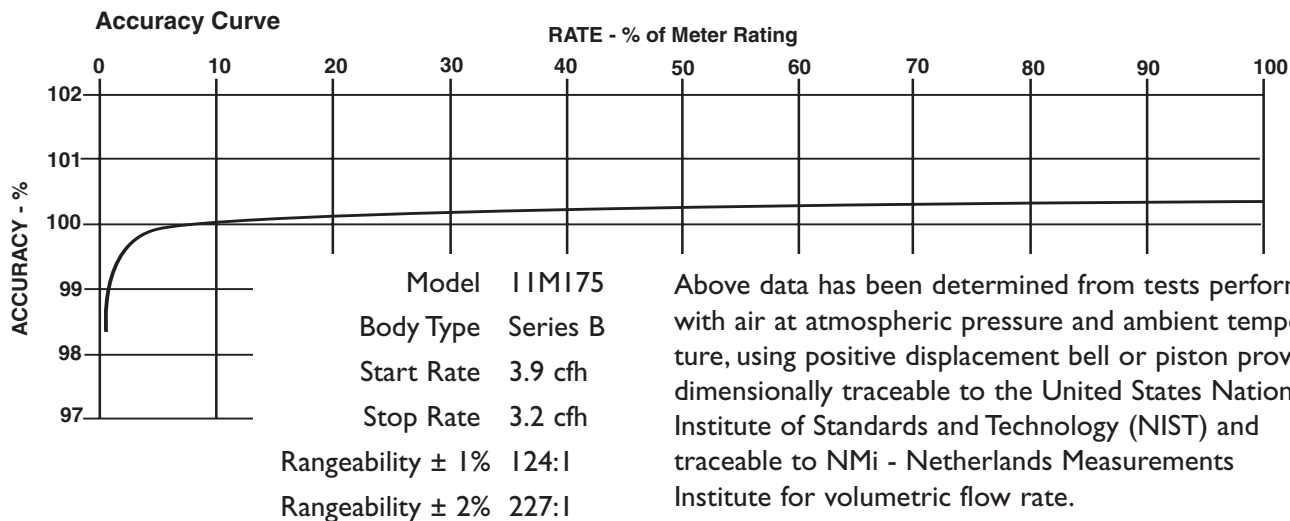
SERIES B3: IIM175 ROOTS® Meter

	UNITS Imperial	UNITS Metric
Temperature Range	deg. F -40 to +140	deg. C -40 to +60
Base Rating (Q Max.)	acfh 11000	m ³ /h 310,0
Max. Operating Pressure (MAOP)	psig 175	kPa 1200
Leak Test (125% MAOP)	psig 219	kPa 1510
Static Test (2 x MAOP)	psig 350	kPa 2400
Rangeability +/- 1%	ratio 124:1	ratio 124:1
Rangeability +/- 2%	ratio 227:1	ratio 227:1
Start Rate	cfh 3.9	m ³ /h 0,1099
Stop Rate	cfh 3.2	m ³ /h 0,0915
Flow Rate @ 0.5" w.c., Gas	cfh 7300	m ³ /h 206,7
Avg. Differential, 100% Flow	in. w.c. 1.06	mbar 4,0
Max. Pressurization Rate	psig/sec 5	kPa/sec 35
Max. Operating Speed	rpm 1833	rpm 1833
Gear Ratio	ratio 100:1	ratio 352,9411:1
Displaced Volume/Revolution	cf 0.1	m ³ 0,002832
Drive Rate, CD	cf/rev 10	m ³ /rev 1
Drive Rate, TD	cf/rev 100	m ³ /rev 10
Temp. Compensating Range (TC,TD)	deg. F -20 to +120	deg. C -29 to +49
Min. Odometer Reading	cf 0.2	m ³ 0,02
Odometer Turnover	yrs. 1.04	yrs. 3,66
Nominal Pipe Size	in. 4	mm 100
Flange-to-Flange	in. 9-1/2	mm 241,3
Flange Connection	ANSI 150#FF	ANSI 150#FF
Bolts per Flange	qty. 8	qty. 8
Bolt Size ¹	in. 5/8 - 11	in. 5/8 - 11
Flange Bolt Hole Depth	in. 1-1/16	mm 23,8
Bolt Torque: Lubricated/Non-Lub.	ft.-lb. 55/60	N-m 74/81
Restricting Orifice (120%)	in. 1	mm 25,4
Oil Capacity – Side Inlet	oz. 3	ml 89
Oil Capacity – Top Inlet	oz. 21.9	ml 648
<i>Counter Version (CTR)²</i>		
Net Weight	lbs. 60	kg 27,2
Shipping Weight	lbs. 72	kg 32,7
Carton Size	in. 34 x 13 x 12	cm 86 x 33 x 31
<i>Counter with Instrument Drive (CD)²</i>		
Net Weight	lbs. 75	kg 34,0
Shipping Weight	lbs. 82	kg 37,2
Carton Size	in. 38 x 15 x 16	cm 97 x 38 x 41

NOTES:

¹ Bolt Length varies by application.

² Weights and dimensions available for CPS, TC, TD, TPS upon request.



11M175 Series B3	Overall Length		Overall Height		Width (Flange/Flange)		Centerline to Accessory End (CL-AU)		Request Detailed Drawing Number
	inches	mm	inches	mm	inches	mm	inches	mm	
CTR / TC	21-3/8	543	8-7/8	225	9-1/2	241	13-3/32	333	D054518-000
CD / TD	25-3/16	640	8-7/8	225	9-1/2	241	16-29/32	429	D054432-000
GPS / TPS	23-1/2	597	8-7/8	225	9-1/2	241	15-7/32	387	D054671-000
IMC/C	26-3/4	680	8-7/8	225	9-1/2	241	16-23/32	425	D056487-000
IMC/W	27-3/4	705	8-7/8	225	9-1/2	241	19-15/32	495	D056703-000

To order

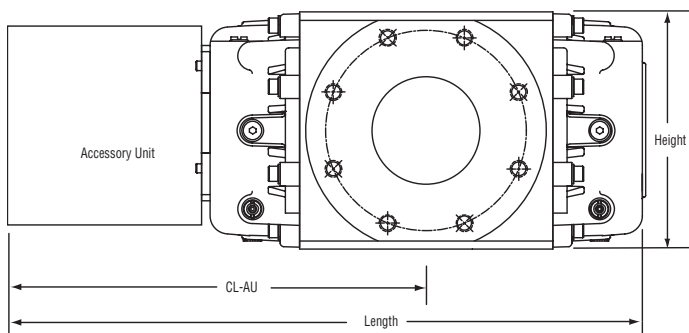
Specify: Meter Series, Size and Type (i.e., ROOTS Meter Series B3 11M175 CD).

For CD or TD, specify Inlet (Top or Side) and ID Rotation (CW-B or CCW-A).

For Pulsar, specify Single or Dual Connectors and Connector Type (MS Circular, Conduit or Cable Gland).

For more specific ordering information on the electronic products, request: TS:SSP, TS:IMC/C or S:IMC/W.

Contact the factory for other available information, options, or special requests.



Dresser Roots Meters & Instruments

P. O. Box 42176
 Houston, TX USA 77242-2176
 website: www.dresser.com

Dresser, Inc.

Inside US Ph: 800.521.1114 Fax: 800.335.5224
 Outside US Ph: 832.590.2303 Fax: 832.590.2494
 www.rootsmeters.com